

Take Me to Jamaica Travel Guide

Smart Tips for an Unforgettable Trip to Jamaica



QUICK TIPS TO REMEMBER

- Use **ATMs** (select JMD) better rates than airport exchange
 - It's OK to say **"No, thanks"** — be polite but firm
 - If the price seems off, **ask another local**
 - Avoid **currency exchange at the airport**
 - Always **negotiate taxi fares upfront**
 - **Use licensed taxis** (red plates = legit)
-

MONEY MATTERS

Use ATMs, Choose JMD:

Withdraw cash in Jamaican Dollars (JMD) from bank ATMs. Always select "JMD" to avoid hidden currency conversion fees.

Skip Airport Currency Exchange:

Exchange rates at airports are some of the worst. Wait until you reach a town or hotel area.

Tipping in Jamaica:

Tipping is customary and appreciated. Tip in Jamaican Dollars. Restaurants usually include a service charge, but feel free to tip extra for great service.

GETTING AROUND

Book Airport Transfers Early:

Reserve your transportation before arrival for convenience and peace of mind.

Licensed Taxis Only:

Only use taxis with red license plates. Apps like **OnTime** and **Jamaica Union of Travelers Association (JUTA)** can help.

Confirm Prices First:

Jamaican taxis don't use meters. Always agree on the fare before starting your ride.

EATING & DRINKING

Try Local Jerk:

Popular jerk spots:

- Scotchies
- Sweetwood Jerk Joint
- Ask locals for hidden gems!



Water Safety:

Tap water is safe in most areas, but bottled water is a safer bet in rural spots.

Eat Where Locals Eat:

If it's busy with locals — it's probably delicious and affordable.

STAYING SAFE & RESPECTFUL

Be Respectful:

Greet people with “Good morning” or “Respect.” Manners matter!

Don't Flash Wealth:

Leave expensive jewelry and gadgets behind. Keep cash out of sight.

Stay in Tourist-Friendly Zones:

Especially at night. Always ask locals or your host if unsure.







Support Local Vendors:

Buy handmade souvenirs, crafts, and food from small, local businesses.

WHAT TO PACK

- Reef-safe sunscreen
 - Water shoes
 - Lightweight clothes + rain jacket
 - Power adapter (110V)
 - Passport and ID copies
-

MUST-DO EXPERIENCES

-  **Dunn's River Falls** – Climb the iconic waterfall in Ocho Rios
-  **Blue Mountains** – Tour coffee farms and enjoy breathtaking views
-  **Rick's Café (Negril)** – Sunset views + cliff diving
-  **Martha Brae Rafting** – Peaceful bamboo raft ride
-  **Devon House Ice Cream (Kingston)** – A delicious cultural stop
-  **Street Dance Party** – Ask locals about safe dancehall nights

